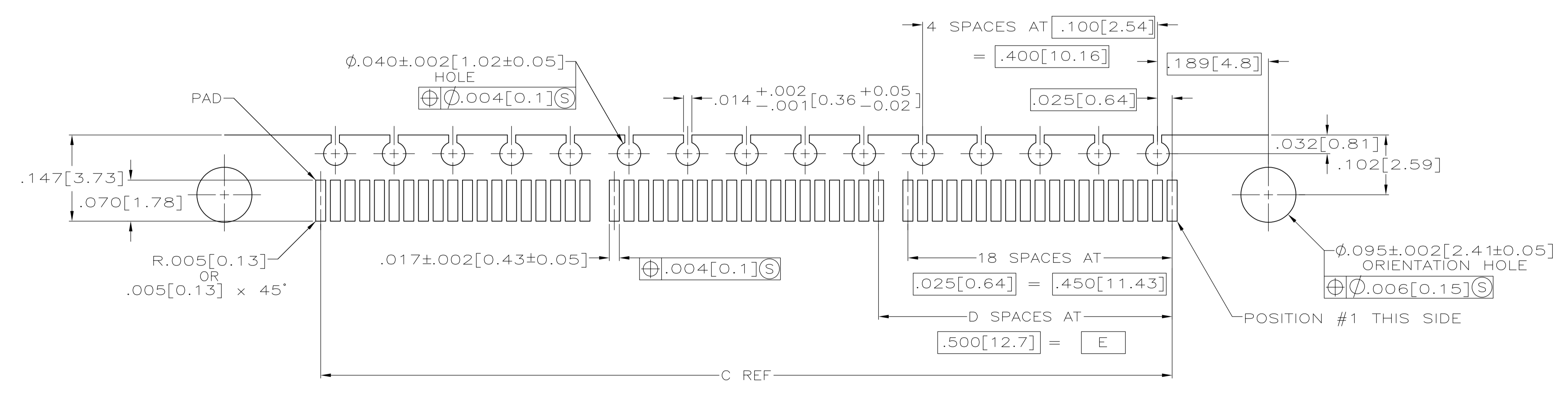
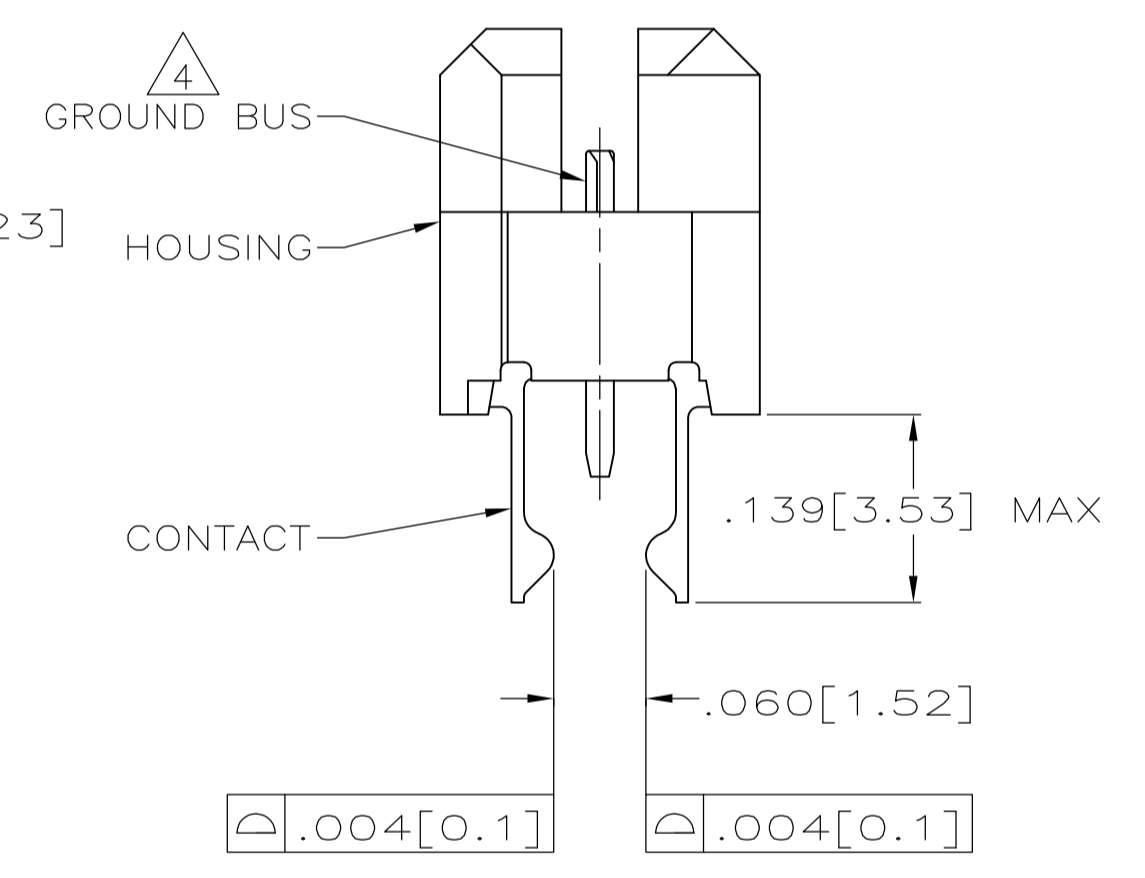
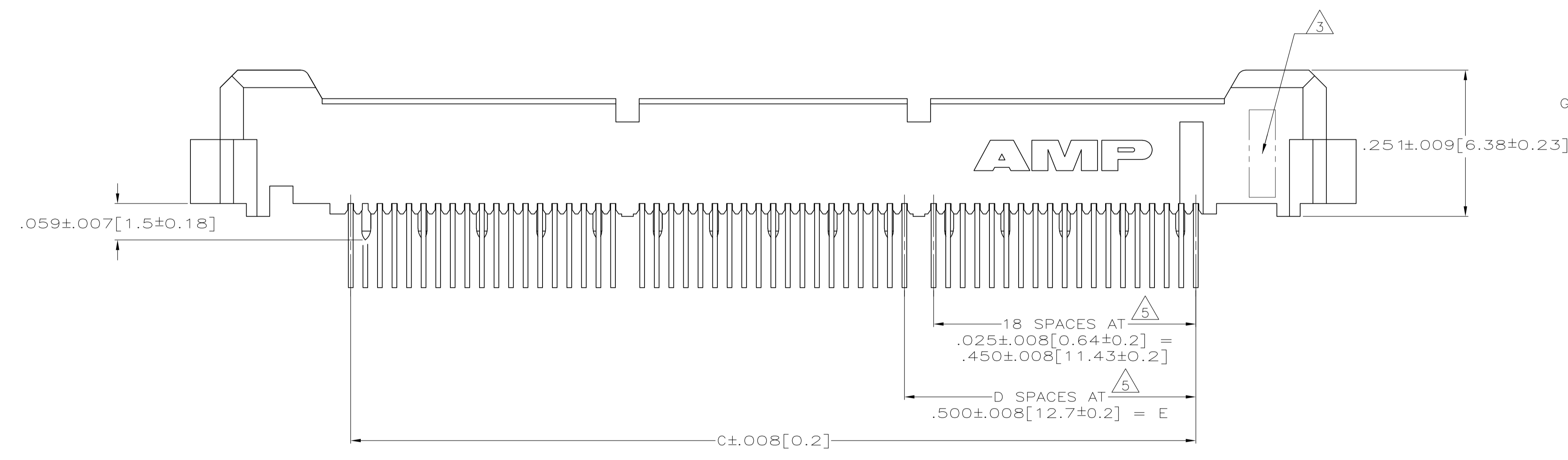
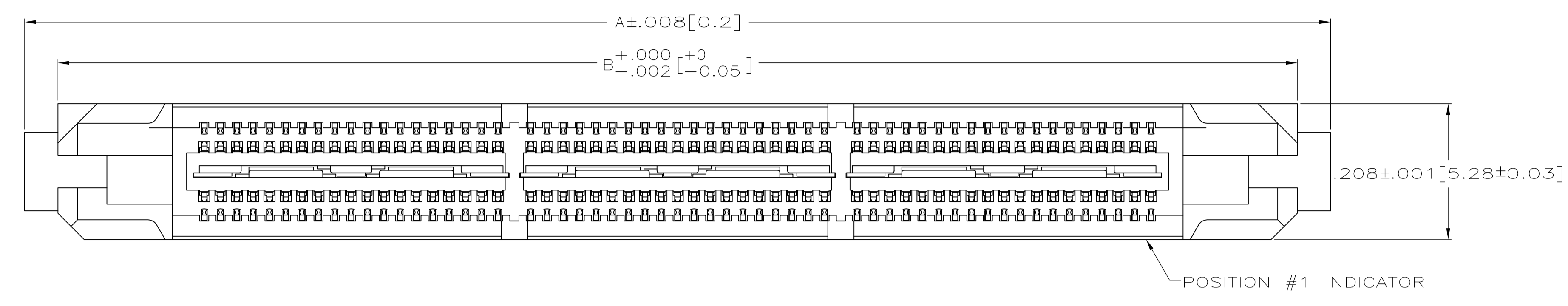


LOC		DIST		REVISIONS			
AD	47	REV	DATE	BY	APPV	DATE	BY
B3	REVISED PER ECO-12-007590		19JUL12	KH	MH		

- 1 HOUSING: LIQUID CRYSTAL POLYMER, COLOR BLACK.
CONTACTS: HIGH RELIABILITY COPPER ALLOY.
GROUND BUSES: BRASS, UNS C26000
- 2 CONTACTS & GROUND BUSES: NICKEL UNDERPLATE ALL OVER,
MATING SURFACE PLATED TO MEET LEVEL 1 PERFORMANCE
REQUIREMENTS OF TE PRODUCT SPECIFICATION 108-1422,
SOLDER TAILS PLATED MATTE TIN.
- 3 DATE CODE MARKED IN AREA INDICATED ON SAME SIDE AS
POSITION #1.
- 4 ONE GROUND BUS WITH 5 TAILS PER EACH MODULE.
- 5 TOLERANCE NON-ACCUMULATIVE.



RECOMMENDED PC BOARD LAYOUT
(MIRROR IMAGE ON OPPOSITE SIDE)

INCHES	MILLIMETERS	INCHES	MILLIMETERS	INCHES	MILLIMETERS	INCHES	MILLIMETERS	INCHES	MILLIMETERS	NO OF POS	PART NUMBER
3.000	[76.2]	6	3.450	[87.63]	3.898	[99]	4.000	[101.6]	266	5767006-7	
2.500	[63.5]	5	2.950	[74.93]	3.398	[86.31]	3.500	[88.9]	228	5767006-6	
2.000	[50.8]	4	2.450	[62.23]	2.898	[73.61]	3.000	[76.2]	190	5767006-5	
1.500	[38.1]	3	1.950	[49.53]	2.398	[60.91]	2.500	[63.5]	152	5767006-4	
1.000	[25.4]	2	1.450	[36.83]	1.898	[48.21]	2.000	[50.8]	114	5767006-3	
.500	[12.7]	1	.950	[24.13]	1.398	[35.51]	1.500	[38.1]	76	5767006-2	
.000	[0]	0	.450	[11.43]	.898	[22.81]	1.000	[25.4]	38	5767006-1	
E		D	C	B	A						

THIS DRAWING IS A CONTROLLED DOCUMENT.

DIMENSIONS:	TOLERANCES UNLESS OTHERWISE SPECIFIED:	APPROVED:	DATE:	NAME:
INCHES:	0. PLC ± - 1. PLC ± - 2. PLC ± - 3. PLC ± .005(0.13) 4. PLC ± - ANGLES ± -	G. ATTADIA D. DIXON D. DIXON	25 OCT 04 25 OCT 04 25 OCT 04	PLUG ASSEMBLY, RIGHT ANGLE, .025[0.64] CENTER LINE, .062[1.57] PCB, MICTOR
MATERIAL:	FINISH:	WEIGHT:	SIZE:	CAGE CODE:
1	2	-	A1	00779
CUSTOMER DRAWING		SCALE:	SHEET:	REV:
		1:1	1 of 1	B3